


METHODS OF APPLICATION


MACHINE



Inline Application



Auger Spray Application



Drum Priming Application


MANUAL



Spray and Mix



Bag or Packet



Container or Bucket

APPLICATION GUIDE

Specific Rates

Seed Type	BSN SS, BSN-10, Interceptor XS ml/kg		Water + Chemicals ml/kg	Total Application ml/kg
Corn, cotton, sunflower, pumpkin	4	+	2	6
Zucchini, squash, melon, watermelon	4	+	5	9
Wheat, barley, triticale, oat	5-6	+	3-5	8-11
Rice (dry grain), safflower	5-6	+	3-5	8-11
Beet, cucumber, okra, coriander	6-7	+	8-9	14-16
Radish, turnip, kohlrabi, parsnip, pepper	7-8	+	8-9	15-17
Onion, leek, chive, garlic, tomato, eggplant	8-9	+	9-10	17-19
Canola, carrot, lettuce, dill, chicory	10-12	+	14	24-26
Celery, non-fluffy grass pasture seeds	15-18	+	18-20	33-38
Fluffy grass pasture seeds	30	+	33	63

Seed Type	BSN Ultra, BSN Hybrid ml/kg		Water + Pesticide ml/kg	Total Application ml/kg
Corn	4	+	2	6
Rice (dry grain)	5-6	+	5-6	10-12
Lucerne (alfalfa)	10	+	2	12

General Information

1. BSN ULTRA can be applied to seeds anytime between harvest and seeding. For best result, prime seeds well before sowing time preferably during dry season after harvest.

Always use clean seed as dusty seed causes stickiness and can tie-up BSN nutrient reducing uptake.



Absorbed in 20 minutes

3. DO NOT SOW SEEDS ON DAY OF APPLICATION
4. PRIMING AT SEEDING TIME

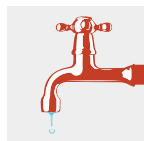
Primed seeds should be sown at least one day after treatment. If you prime seeds at seeding time, you may notice that primed seed lot volume increase by 10%, this is reversed quickly when seeds lose their extra moisture. When you drill treated seeds soon after treatment, you may need to allow for increased volume if volume increase is not fully reversed.

5. Use BSN ULTRA in accordance with the instructions given in the chart depending upon your specific crop type.

HOW TO MIX



Shake Vigorously



Mix with Water



Mix with other Chemicals



PRODUCT COMPATIBILITY + JAR TESTING

DO NOT mix with alkaline copper fungicides or inoculants. If you are unsure, we recommend a simple jar test of products. Mix together and check if reaction occurs.



PRECAUTIONS

Non-toxic product. Avoid unneeded contact. Keep out of the reach of children. If contact is made with eyes, immediately rinse with plenty of water. If swallowed, seek medical attention.

ANALYSIS AND PRODUCT ASSURANCE

RLF

Australian-owned Formulator, Manufacturer and Supplier of High-analysis Broad-spectrum Liquid Fertiliser technologies. For over 25 years RLF's products have been used by millions of farmers and growers world-wide. ISO 9001 Quality Assured Company since 1998.



MACRO NUTRIENT

Phosphorus (P)
Phosphorus (P_2O_5)
Potassium (K)
Potassium (K_2O)
Sulphur (S)
Magnesium (Mg)

MICRO NUTRIENTS

Zinc (Zn)
Manganese (Mn)
Copper (Cu)
Molybdenum (Mo)



Member Login

Please login to be able to view this detail

Not a member yet?
[Register Here](#)

[LOG IN](#)

GLOBAL

%w/w
%w/w
%w/w
%w/w
%w/w

%w/w
%w/w
%w/w
%w/w