

Dynamo High-N is a specialised Fertigation or Irrigation fertiliser engineered to deliver a multi-spectrum fertiliser and nutrient package directly to the plant through irrigation or furrow (ground) injection. It is engineered to contain a high concentration, optimally balanced with three vital elements (N-P-K) plus three essential micro-nutrients in one single, stable solution.

Dynamo High-N ensures greater plant protection, increased growth and improved yield qualities. This is a highly effective method of delivery of nutrient to the plant via the root structure.

Dynamo High-N is high in available nitrogen (N).



Multi-Dentate Chelation

Specialised Product for Irrigation

Dynamo High-N contains chelates, soluble carbohydrates, phosphorylated metabolites and organic compounds that are readily consumed by soil micro-organisms in order to stimulate soil biological activity and generate enhanced crop health.

Easy on Equipment

Dynamo High-N is a high quality solution, easy to mix, quick to disperse and friendly on irrigation equipment.

Features and Benefits

Increased yield as demonstrated by trials and grower experiences.

Improved quality and value as it significantly increases crop quality, quantity and nutritional value.

Equipment friendly as the HBS formulation means it is immediately dispersed when mixed in irrigation systems.

Precise method of application gives the ability to feed plants frequently and in managed doses.

Matching of nutrients to the crop's physiological growth demands is easier.

Based on science as its formulation is based on plant nutrient removal science which achieves a complete and optimum balance of essential nutrients.

Environmental conditions are handled better because it gives the plant more energy to deal with stresses associated with inadequate rainfall, changing weather patterns, variations in soil, pests and other external conditions.

Stronger plants to resist disease as plant and crop safety is ensured by investing greater strength to the plant so that infection from disease and handling can be resisted.

Effects from herbicides, fungicides and pesticides are buffered as it provides a substantial boost of nutrition when needed to buffer against the toxic effects of chemicals.

Prevents nutrient loss as the optimum nutrient package is delivered below the root zone (as compared to NPK granular fertilisers).

Soil management is easier as it provides a better way of managing nutrient, soil pH and nitrogen balance.


METHODS OF APPLICATION




Apply as
Irrigation
or Fertigation



Manual Application



Irrigation Systems



Watering Systems

APPLICATION GUIDE

Specific Rates

Crop Type	Minimum Dilution in Water	Application Rates	Application Growth Stage
Leafy vegetables (e.g. Broccoli, Cabbage, Cauliflower, Celery, Herbs, Lettuce, Kohlrabi, Rhubarb, Spinach, Spring Onion)	x 100	1st application at 20L/ha 2nd application at 20L/ha 3rd application at 5L/ha	Early Growth Mid-season Onset of Maturity
Fruiting vegetables (e.g. Bean, Capsicum, Corn, Cucumber, Eggplant, Melons, Pumpkin, Sweet pea, Squash, Tomato, Zucchini)	x 100	1st application at 20L/ha 2nd application at 20L/ha 3rd application at 5L/ha	Early vegetative growth Mid vegetative growth During fruit growth
Bulbs and root crops (e.g. Beet, Carrot, Garlic, Onion, Parsnip, Potato, Radish, Turnip, Sweet potato)	x 100	1st application at 20L/ha 2nd application at 20L/ha 3rd application at 5L/ha	Early vegetative growth Mid vegetative growth Early Bulking
Fruit trees (e.g. Apple, Apricot, Cherry, Citrus, Fig, Nectarines, Olives, Peaches, Pear, Persimmon, Plums)	x 100	1st application at 20L/ha 2nd application at 20L/ha 3rd application at 5L/ha	Soon after harvest 2-4 weeks before budburst During fruit growth
Grapes, Soft fruits (Strawberries and Berries)	x 100	1st application at 20L/ha 2nd application at 20L/ha 3rd application at 5L/ha 4th application at 20L/ha	2-4 weeks before budburst Pre-flowering During berry growth Soon after harvest
Young trees or Non-bearing fruit tree trees	x 100	1st application at 20L/ha 2nd application at 20L/ha 3rd application at 20L/ha	2-4 weeks before budburst Mid season Late season

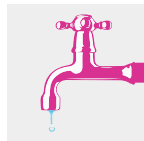
Application Guide

Fertigation products should be applied at the end of the irrigation cycle to prevent fertiliser front going below the root zone. After injection, the system should run long enough to clear the fertiliser out of the lines.

HOW TO MIX



Shake
Vigorously



Mix
with Water



Mix with
other Chemicals



PRODUCT COMPATIBILITY + JAR TESTING

DO NOT mix with alkaline copper fungicides or inoculants. If you are unsure, we recommend a simple jar test of products. Mix together and check if reaction occurs.



PRECAUTIONS

Non-toxic product. Avoid unneeded contact. Keep out of the reach of children. If contact is made with eyes, immediately rinse with plenty of water. If swallowed, seek medical attention.

ANALYSIS AND PRODUCT ASSURANCE

RLF



Australian-owned Formulator, Manufacturer and Supplier of High-analysis Broad-spectrum Liquid Fertiliser technologies. For over 25 years RLF's products have been used by millions of farmers and growers world-wide. ISO 9001 Quality Assured Company since 1998.

MACRO NUTRIENT

Nitrogen (N)
Phosphorus (P)
Phosphorus (P_2O_5)
Potassium (K)
Potassium (K_2O)

MICRO NUTRIENTS

Iron (Fe)
Boron (B)
Zinc (Zn)



Member Login

Please login to be able to view this detail

Not a member yet?
[Register Here](#)

[LOG IN](#)

VALUES

%w/w
%w/w
%w/w
%w/w
%w/w
%w/w
%w/w